

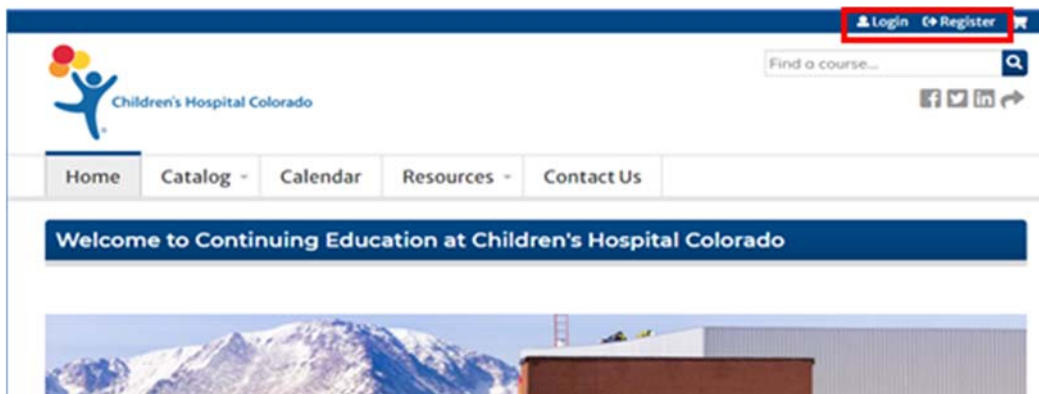
## Children's Colorado's New and Improved Continuing Education Platform

---

On behalf of the Continuing Education Teams, thank you in advance for your participation and account creation in our new Learning Management System called *Continuing Education at Children's Hospital Colorado*.

There are five easy steps to follow (with screen shots below) to ensure a smooth transition into the new platform. They are outlined below, **PLEASE PAY SPECIFIC ATTENTION TO STEP #4.5:**

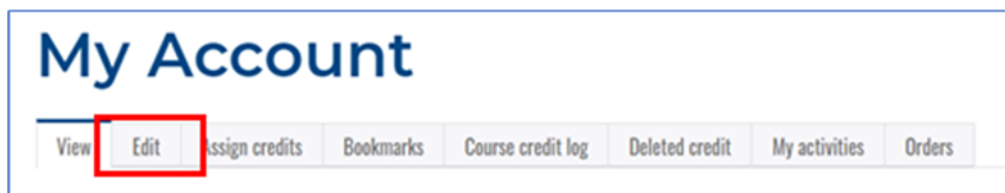
- 1) Click this link <http://ce.childrenscolorado.org> and click the 'Register' button, outlined in red, on the top right of the screen.
  - a. If you are on the Children's Hospital network or on the VPN, the system will know who you are in the coming steps.



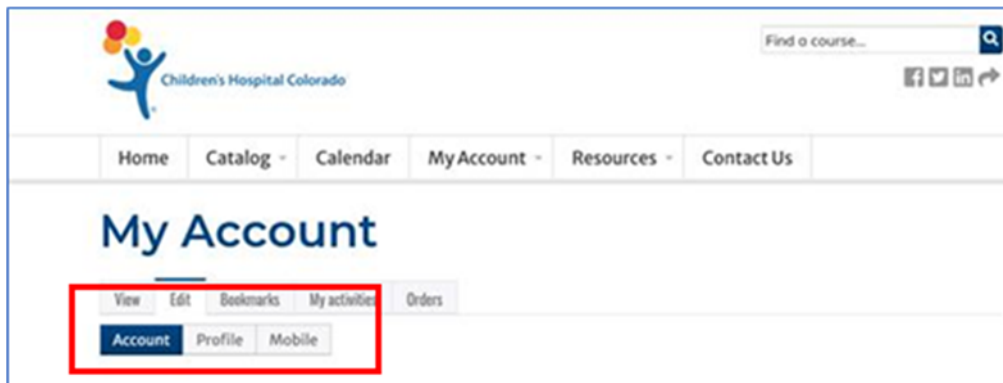
- 2) Then, choose the proper login type. If you are a Children's Hospital Colorado or University of Colorado employee, select the left login box.



- 3) Then, click the 'My Account' button that appears in the same top right corner of the screen.
- 4) Find the 'Edit' button, outlined in red.



**4.5) \*\*\*BE SURE TO UPDATE ALL THREE OF THESE TABS – ACCOUNT, PROFILE & MOBILE\*\*\***



- 5) Once you have all three tabs completed, click save and enjoy the *Continuing Education at Children's Hospital Colorado* platform.

Please contact us with any questions that you may have.

Sincerely,

Continuing Education at Children's Hospital Colorado  
P: 720-777-5004 | E: ce@childrenscolorado.org