


## If the G-Tube Comes Out the First 8 weeks

### 1. Wash your hands



### 2. Supplies: lubricating jelly, tape, and a Foley catheter or the G-tube with the balloon deflated



### 3. Put lubricating jelly on the end of the G-tube and gently insert it through the hole



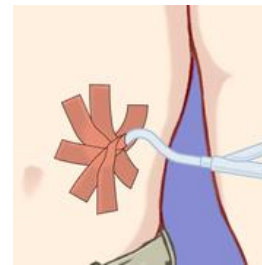
Secure it with tape. **DO NOT INFLATE THE BALLOON OR USE THE TUBE!** Go to the emergency room or call your child's doctor



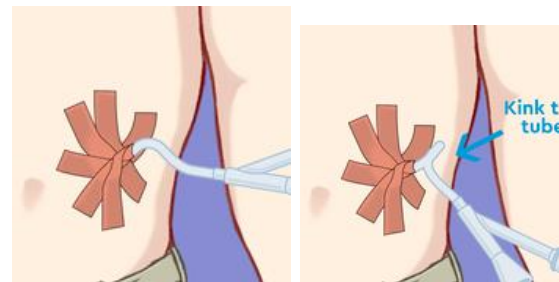
### 4. Or you can insert a Foley catheter.



### 5. Secure it with tape



6. Kink or clamp the Foley so it doesn't leak. **DO NOT USE THE TUBE!** Go to the emergency room or call your child's doctor.




# Cleaning and Dressing a G-Tube

## 1. Wash hands and remove the old dressing



## 2. Collect supplies



## 3. Clean daily or when dressing is wet or dirty:

- Hold the G-tube still and use a Q-tip or wash cloth to wipe around the insertion site with soap and water
- Dry the site completely
- Use the tic-tac-toe dressing for at least the first 8 weeks



[childrenscolorado.org](http://childrenscolorado.org)

Author: Gastroenterology | Approved by Patient Education Committee | Valid through 2023

The information presented is intended for educational purposes only. It is not intended to take the place of your personal doctor's advice and is not intended to diagnose, treat, cure or prevent any disease. The information should not be used in place of a visit, call or consultation or advice of your doctor or other health care provider.

Children's Hospital Colorado complies with applicable Federal civil rights laws and does not discriminate on the basis of race, color, national origin, age, disability, or sex. • ATENCION: si habla español, tiene a su disposición servicios gratuitos de asistencia lingüística. Llame al 1-720-777-1234. • CHÚ Ý: Nếu bạn nói Tiếng Việt, có các dịch vụ hỗ trợ ngôn ngữ miễn phí dành cho bạn. Gọi số 1-720-777-1234.